



Face-to-Face Examination with Patient

In your chart/clinical notes documenting the face-to-face examination with the patient, please include the following information. ***PLEASE DO NOT use this page to answer the questions**




- 1- Date of Visit
- 2- Diagnosis
- 3- Prognosis
- 4- Functional Limitations
- 5- Past experience with related equipment
- 6- State “need for wheelchair”

SAMPLE NOTE

Date: January 1, 2000

John Doe is a 56 year old patient with a diagnosis of diabetes and arthritis. John’s disease is progressing and he will continue to have mobility limitations indefinitely. He has been using a walker for all mobility needs but has been falling in the home. He is unstable while using the walker. The patient lacks the upper extremity strength for any manual wheelchair and requires a power wheelchair. Without the use of a power wheelchair the patient will not be able to meet their activities of daily living in the home. This will be used for all his mobility, specifically in the home. I will be referring the patient for a wheelchair seating evaluation in order to determine the appropriate equipment.

What is the patient’s **mobility limitation**, and how does it interfere with the performance of daily-living activities? (i.e., diagnosis)

<p>Why can't a cane or walker meet this patient's mobility needs in the home? (i.e., limited stability and patient has fallen while using this device)</p>	
<p>Why can't a manual wheelchair meet this patient's mobility needs in the home? (i.e., cannot self-propel because of weakness in upper extremities)</p>	
<p>Why can't a POV (scooter) meet this patient's mobility needs in the home? (i.e., lack of trunk control OR will not fit in the home due to its large turning radius)</p>	
<p>Does this patient have the physical and mental abilities to operate a PWC (power wheelchair) safely in the home?</p>	